



# atlantic

Experts in **Electric Heating and Hot Water**



**TOTAL  
ELECTRIC  
SOLUTIONS.**



# PRODUCT GUIDE

atlantichheat.co.uk |     





# THE FUTURE OF HOT WATER HEATING

The Atlantic Calypso is an energy efficient hot water heater which has an integrated heat pump system on the top. It has a duplex stainless steel tank body, engineered and manufactured by Gledhill, that is encased with high grade 63mm insulation, offering excellent heat retention and energy efficiency of over 300%. The Calypso:

- Is 8% more efficient than other heat pump hot water heaters on the market
- Is twice as quiet as the leading heat pump hot water heater on the market
- Has 40% thicker insulation than other heat pump hot water heaters
- Has the lowest standing heat loss on the market

Available in 172L and 210L models it is the perfect solution for new builds and apartments with its A+ ErP rating, compacted design, fast heat up times and extremely quiet heat pump system.

The Calypso is the all-in-one energy efficient heat pump water heater you have been waiting for.

 ErP Rating: A+	 Over 300% Efficient	 Low Noise Emission: 49db
 Duplex Stainless Steel Tank	 Cozytouch Compatible	 Integrated Air Source Heat Pump

See page 38 for more information.



# WELCOME THE NANTO FAMILY

The Nanto range can be installed either under or above the bathroom or kitchen sink, providing adaptability and space-saving solutions to suit the users needs. Designed to save energy, they feature a copper immersion heaters that are submerged in water offering faster reheat-up times and have an ErP rating A.

To minimise heat loss and increase the hot water heater's efficiency they feature a diamond enamelled tank that is surrounded by high density CFC free polyurethane foam insulation to increase the duration of the hot water within.

They come equipped with an analogue dial to quickly adjust the temperature and also allowing the user to switch between eco and vacation mode with ease. The Nanto's eco mode heats the hot water to an efficient 55°C while vacation mode drops the water heater's temperature to 7°C reducing overall energy consumption, improving the water heater's energy efficiency, and offering savings to the household owner.



ErP Rating: A



Compact Design



Vacation Mode



Under and Above Sink



Anti-corrosive Tank Protection



Diamond Quality Enamel Tank

See pages 40 & 42 for more information.



Product shown: Nanto Lite



Product shown: Nanto Plus

# CONTENTS

With over 50 years of experience in designing, engineering, and manufacturing electric heating and hot water appliances the Atlantic brand has become synonymous with premium, high efficiency products. We have built ourselves upon 11 core values that are incorporated into each of our products.

**Quality | Dynamism | Innovation | Modernity**  
**Premium design | Comfort | Elegance | Efficiency**  
**Reliability | Safety | Trust**

Atlantic has engineered and developed an extensive product range that includes panel heaters, electric radiators, towel rails and hot water cylinders. Our innovative, reliable and energy efficient product portfolio offers the perfect electric heating solutions for new builds, bungalows, flats, apartments, hotels, offices and commercial establishments.

Atlantic is dedicated to combining premium design with cutting edge technology to offer all of your total electric heating and hot water solutions.

<b>PANEL HEATERS</b>	<b>8</b>
F127	10
Agilia IO	12
Oniris	14
Sokio Horizontal	16
Sokio Vertical	18
<b>ELECTRIC RADIATORS</b>	<b>20</b>
Accessio	22
Galapagos Horizontal	24
Galapagos Vertical	26
<b>TOWEL RAILS</b>	<b>28</b>
Atlantic Chrome	30
Sensis	32
<b>CYLINDERS AND HOT WATER HEATERS</b>	<b>34</b>
Atlantic Direct	36
Calypso	38
Nanto Lite	40
Nanto Plus	42
<b>CONTROL SYSTEMS</b>	<b>44</b>
Cozytouch	46
Intelligent Programming	48
EPC and Energy Savings	49
<b>SPECIFICATION</b>	<b>50</b>
LST	52



# PANEL HEATERS

---

By utilising convection heating, electric panel heaters are great at warming up small rooms by heating up aluminium elements within the radiator.

Our Atlantic panel heaters are a cost-effective way of heating homes or apartments by using 100% of the energy needed to quickly warm any space.

Panel heaters are best suited for small rooms like:

**Bedrooms | Guest Rooms**  
**Home Offices | Conservatories**



# F127

PANEL HEATER

The Atlantic F127 electric panel heater utilises convection heating to quickly warm any room and, with its simple cosmetic design, can fit into any home decor with ease.

Equipped with a range of features to make heating the home much easier, along with H-shaped vertical support to provide high-volume easy installations.



ErP Lot 20



Class II and IP24 Protection



Click & Go



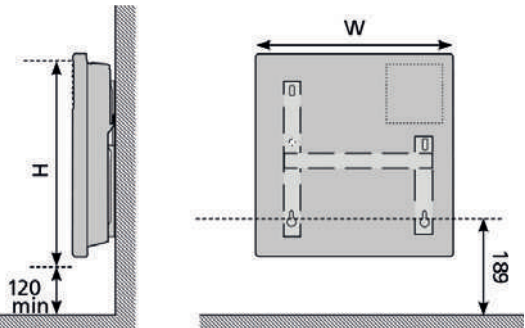
Open/Closed Window Detection



LCD Digital Control Panel



High Precision Electric Thermostat



OUTPUT (W)	DEPTH (MM)	WIDTH (MM)	HEIGHT (MM)	WEIGHT (KG)	MODEL
500	102	370	453	3.8	AH500101
750	102	370	453	3.8	AH500106
1000	102	447	453	4.2	AH500103
1250	102	517	453	4.4	AH500107
1500	102	590	453	5.5	AH500104
2000	102	740	453	6.8	AH500105



FIND OUT MORE





# AGILIA IO

PANEL HEATER

Designed with a simplistic and modern symmetrical style, the Agilia IO can work perfectly with any home decor design with complete ease.

Engineered to be slim and compact, the Agilia IO electric panel heater combines comfort, energy, and space-saving benefits into one complete elegant radiator.



ErP Lot 20



Cozytouch  
Compatible



Click & Go



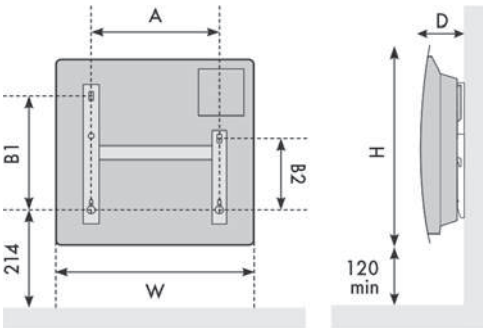
Double  
Heating  
Elements



45% Energy  
Savings\*



Open/Closed  
Window  
Detection



OUTPUT (W)	DEPTH (MM)	WIDTH (MM)	HEIGHT (MM)	A	B1	B2	WEIGHT (KG)	MODEL
500	129	372	530	120.8	246	158.5	5.5	AH503105
750	129	372	530	120.8	246	158.5	5.5	AH503107
1000	129	446	530	194.8	246	158.5	6	AH503110
1250	129	520	530	268.8	246	158.5	7.5	AH503117
1500	138	594	530	342.8	246	158.5	9	AH503115
2000	138	742	530	490.8	246	158.5	9	AH503120

\* When compared to an analogue electric radiator



# ONIRIS

PANEL HEATER

Oniris is a modern and stylish digital electric panel heater that features fast-heating elements encased by an aluminium surface. Two smooth and curved grooves create this aesthetically pleasing panel heater design.

This heater includes occupancy detection, which automatically reduces heat if the room is empty, as well as open window detection that reduces the heater's heat output. With these features, Oniris is both efficient and convenient, making it a smart choice for any modern home.



ErP Lot 20



Cozytouch  
Compatible



Click & Go



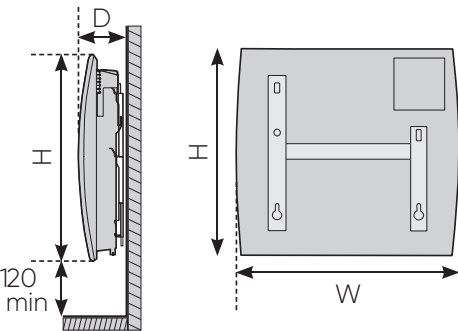
Open/Closed  
Window  
Detection



Aluminium  
Heating  
Elements




High Precision  
Electric  
Thermostat



OUTPUT (W)	DEPTH (MM)	WIDTH (MM)	HEIGHT (MM)	WEIGHT (KG)	MODEL
750	110	613	615	10.8	AH503907
1000	110	761	615	13	AH503910
1250	110	909	615	15.4	AH503912
1500	110	1058	615	18	AH503915
2000	110	1205	615	20.4	AH503920





FIND  
OUT  
MORE





**FIND  
OUT  
MORE**

# SOKIO HORIZONTAL

PANEL HEATER

The Sokio electric panel heater combines clean, asymmetric styling with aluminium plate technology, offering you soft, homogeneous heat.

Equipped with an LCD digital control panel and a high-precision electric thermostat, along with a programmable mode provides the user with full control and flexibility over their home heating.



ErP Lot 20



Anti Frost  
Mode



Aluminium  
Heating Element



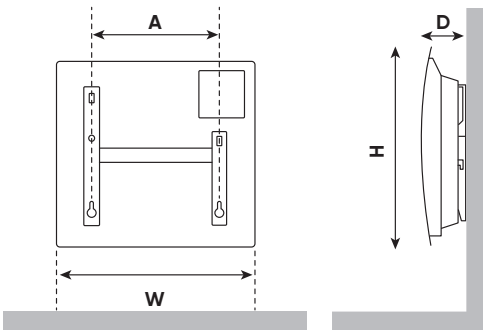
Open/Closed  
Window  
Detection



High Precision  
Electric  
Thermostat



LCD Digital  
Control  
Panel



OUTPUT (W)	DEPTH (MM)	WIDTH (MM)	HEIGHT (MM)	A (MM)	WEIGHT (KG)	MODEL
750	130	601	477	343	8.3	AH503108
1000	130	601	477	343	8.3	AH503109
1250	130	823	477	565	10.1	AH503111
1500	130	823	477	565	10.1	AH503113
2000	130	1045	477	787	13.1	AH503114



# SOKIO VERTICAL

PANEL HEATER

Designed with an aluminium plate face offering even heat distribution to quickly heat up the room. The Sokio Vertical combines clean, asymmetric styling with a simplistic design to work perfectly in any modern home or establishment.



ErP Lot 20



Anti Frost Mode



Aluminium Heating Element



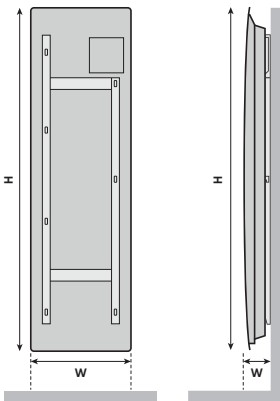
Open/Closed Window Detection



High Precision Electric Thermostat



LCD Digital Control Panel



OUTPUT (W)	WIDTH (MM)	HEIGHT (MM)	DEPTH (MM)	WEIGHT (KG)	MODEL
1000	450	1350	135	12	AH503116
1500	450	1350	135	12	AH503117
2000	450	1575	135	15.5	AH503118



FIND  
OUT  
MORE



# FLUID FILLED RADIATORS

---

Atlantic's fluid-filled electric radiators (also known as oil-filled electric radiators) feature built-in encased heating elements that are submerged in specially formulated heating fluid to provide incredible heat-up times.

All of our radiators are made from high-grade aluminium, which quickly heats up the room while providing a sleek and modern style, they are an excellent choice for anyone looking to improve their home's comfort and appearance.

Fluid-filled electric radiators are best suited for:

**Living room | Kitchens | Bedrooms  
Hallways | Dining Rooms**



# ACCESSIO

ELECTRIC THERMOFLUID RADIATOR

The Accessio is an easy to use electric, heat conducting fluid-filled radiator that delivers consistent long-lasting heat as a result of integral thermofluid technology. Not only that, user friendly digital controls and an electronic thermostat can help homeowners achieve energy savings of up to 25% versus conventional electric heating solutions.



ErP Lot 20



25% Energy Savings\*



Thermofluid Technology



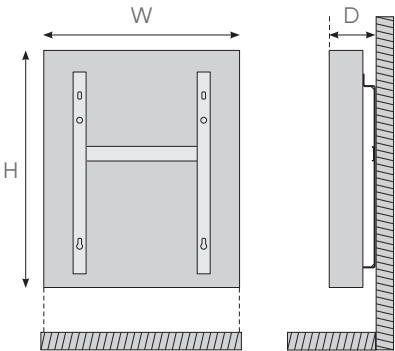
Open/Closed Window Detection



Anti-Stain Protection



High Precision Electric Thermostat



OUTPUT (W)	DEPTH (MM)	WIDTH (MM)	HEIGHT (MM)	WEIGHT (KG)	MODEL
300	127	410	575	8.5	AH524903
500	127	410	575	8.5	AH524905
750	127	490	575	9.9	AH524907
1000	127	490	575	9.9	AH524910
1250	127	651	575	13.2	AH524912
1500	127	732	575	14.8	AH524915
2000	127	973	575	19.7	AH524920

\* When compared to an analogue electric radiator



FIND OUT MORE





**FIND  
OUT  
MORE**

# GALAPAGOS HORIZONTAL

ELECTRIC THERMOFLUID RADIATOR

The Galapagos Horizontal is a stylish and modern fluid-filled electric radiator. Its smooth, curved horizontal aluminium panels distribute heat evenly across its entire surface for fast heating times, making it both efficient and effective.



ErP Lot 20



Cozytouch  
Compatible



Thermofluid  
Technology



Open/Closed  
Window  
Detection

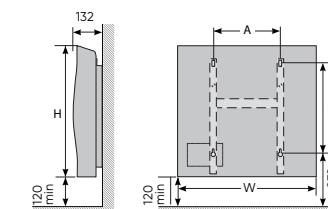


Class II and  
IP24 Protection

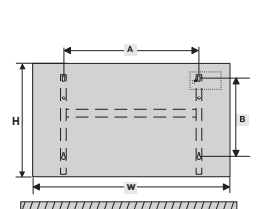


High Precision  
Electric  
Thermostat

## HORIZONTAL



## LOW HEIGHT




HORIZONTAL								
OUTPUT (W)	DEPTH (MM)	WIDTH (MM)	HEIGHT (MM)	WEIGHT (KG)	A	B	WHITE MODEL	GREYSTAR MODEL
750	130	670	590	12.4	300	354	AH500607	AH501845
1000	130	770	590	14.4	400	354	AH500610	AH501846
1250	130	970	590	18.4	600	354	AH500612	AH501847
1500	130	1070	590	20.4	700	354	AH500615	AH501848
2000	130	1370	590	26.4	800	354	AH500620	AH501849
LOW HEIGHT								
OUTPUT (W)	DEPTH (MM)	WIDTH (MM)	HEIGHT (MM)	WEIGHT (KG)	A	B	WHITE MODEL	GREYSTAR MODEL
700	133	771	388	11	400	158	AH502907	AH501850
1000	133	971	388	15	600	158	AH502910	AH501851
1400	133	1371	388	21	800	158	AH502915	AH501852



# GALAPAGOS VERTICAL

ELECTRIC THERMOFLUID RADIATOR

Designed to be modern, stylish, and elegant, the Galapagos features smart control functionality and offers up to 45% energy savings through its Cozytouch control functionality and open/closed window detection. With its advanced heating capabilities and energy-efficient design, it is the perfect addition to any home looking to enhance both its comfort and style.

- 

ErP Lot 20
- 

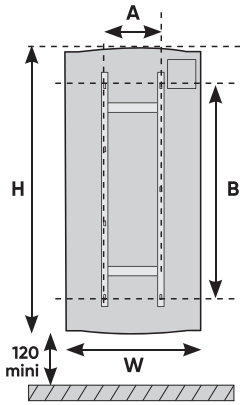
Cozytouch Compatible
- 

Thermofluid Technology
- 

Open/Closed Window Detection
- 

Class II and IP24 Protection
- 

High Precision Electric Thermostat



OUTPUT (W)	DEPTH (MM)	WIDTH (MM)	HEIGHT (MM)	WEIGHT (KG)	A	B	WHITE MODEL	GREYSTAR MODEL
1000	133	460	1290	24	320	1021	AH501310	AH501853
1500	133	460	1590	29	320	1321	AH501315	AH501854
1800	133	460	1800	33	320	1521	AH501320	AH501855





# TOWEL RAILS

---

A must-have in all modern homes and apartments, our electric towel rails feature heating elements that are built into the towel rail and are heated directly from the mains to offer incredibly fast heating times.

Our towel rails are perfect for:

**Bathrooms | En-Suite Bathroom | Kitchens**



# ATLANTIC CHROME

ELECTRIC TOWEL RAIL

The Atlantic Chrome towel rail uses thermofluid technology to deliver fast homogeneous long-lasting heat. Incorporating a 2-hour boost mode and a 24-hour automatic mode, with a heating light indicator offering complete comfort. Designed to be modern and easy to install, the Atlantic Chrome towel rail features 3 wall fittings for fast and easy installation.



ErP Lot 20



25% Energy Savings\*



Thermofluid Technology



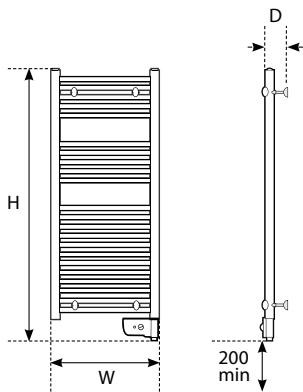
Boost Function



Easy Installation



2 Year Warranty



OUTPUT (W)	DEPTH (MM)	WIDTH (MM)	HEIGHT (MM)	WEIGHT (KG)	MODEL
300	500	63	910	11.7	AH571714
500	480	63	1445	16.5	AH571716

\* When compared to an analogue electric radiator







# SENSIS

ELECTRIC TOWEL RAIL

The Sensis electric towel rail features our specially formulated thermofluid technology, offering fast heat-up times and gentle, soft heat distribution. Designed with comfort and simplicity in mind, it includes an integrated programmer and adjustable thermostat, providing the user with full heating flexibility.



ErP Lot 20



25% Energy Savings\*



Thermofluid Technology



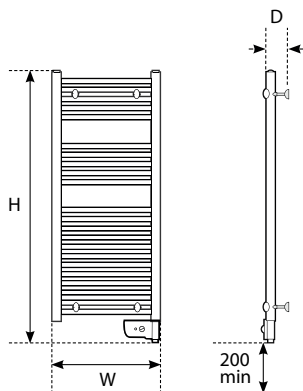
Boost Function



Digital Display



2 Year Warranty



OUTPUT (W)	DEPTH (MM)	WIDTH (MM)	HEIGHT (MM)	WEIGHT (KG)	MODEL
200	100	400	584	6	AH100836
300	100	400	720	7	AH100837
500	100	500	884	9	AH100838

\* When compared to an analogue electric radiator



# CYLINDERS AND HOT WATER HEATERS

---

Our Atlantic hot water cylinders and heaters offer space saving efficiency and complete versatility and perfect for installing in apartments and new build properties. Designed with energy efficiency in mind, our range of hot water cylinders and heaters offer ErP rating from C to A+ and use high density CFC free polyurethane foam insulation to reduce heat loss and running costs.

Our cylinders and hot water heaters are the perfect solution for:

**New Build Homes | Apartments  
Small Businesses | Private Landlords**



# ATLANTIC DIRECT

HOT WATER CYLINDER

The Atlantic Direct is an unvented hot water cylinder engineered from high-grade duplex stainless steel. It has been specifically designed to work efficiently with electricity from the mains or heat generated from photovoltaic panels to produce hot water for domestic households.



ErP Rating: C



Flat Top Design



Wide Base



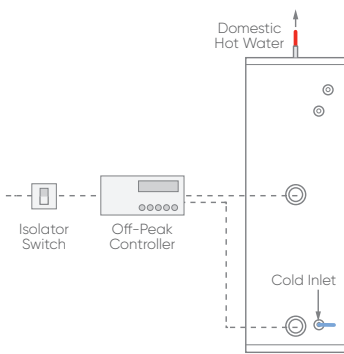
Aligned Tapping



Solar Photovoltaic



Colour Matched Components



CAPACITY (L)	HEIGHT (MM)	DIAMETER (MM)	WEIGHT EMPTY (KG)	WEIGHT FULL (KG)	HEAT UP TIME (MIN)	HEAT LOSS (W)	NUM IMME
91	764	550	18	109	90	32	
119	931	550	21	140	119	39	
148	1118	550	25	173	150	47	
178	1306	550	28	206	179	55	
208	1494	550	32	240	209	62	
248	1744	550	36	284	249	74	
287	1990	550	41	328	299	86	



FIND  
OUT  
MORE





FIND  
OUT  
MORE

# CALYPSO

HEAT PUMP HOT WATER HEATER

Utilising heat pump technology to efficiently heat hot water, the Calypso features an adjustable air inlet and outlets to provide easy installation and is Cozytouch compatible allowing users to control the Calypso from their smart device with ease.



ErP Rating: A+



Over 300% Efficient



Low Noise Emission: 49db



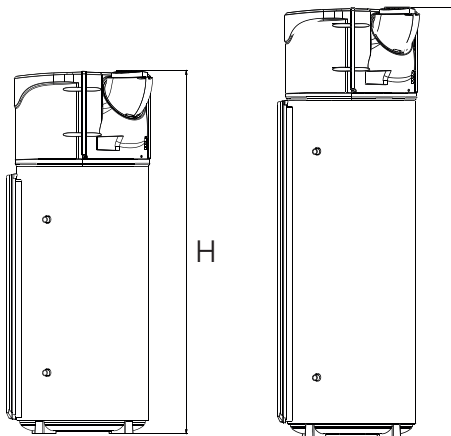
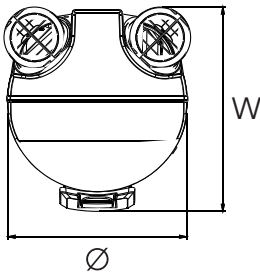
Duplex Stainless Steel Tank



Cozytouch Compatible



Integrated Air Source Heat Pump



SIZE (L)	HEIGHT (MM)	WIDTH (MM)	DIAMETER (MM)	WEIGHT (KG)	HEATING TIME (10°C TO 54°C)	HEAT LOSS (kWhr/24hr)	COP	MODEL
172	1700	695	605	83.6	5H 48	1.23	3.15	AH100836
210	1940	695	605	84	7H 18	1.39	3.02	AH100837



# NANTO LITE

HOT WATER HEATER

The Atlantic Nanto Lite is a highly-efficient unvented hot water heater designed with both space-saving and energy-saving features. The unit is engineered to provide hot water almost instantly at the point of use, making it perfect for those seeking convenience and comfort.

The Nanto Lite features a diamond-quality enamel glass tank that is both durable and long-lasting, and incorporates magnesium anodes to provide added protection and increase the lifespan of the tank by up to 50%. With its sleek design and energy-efficient features, the Atlantic Nanto Lite is the ideal choice for homeowners looking to upgrade their hot water system.



ErP Rating: A



Compact Design



Vacation Mode



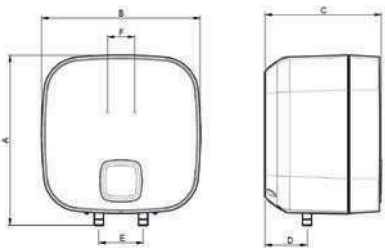
Under and Above Sink



Anti-corrosive Tank Protection



Diamond Quality Enamel Tank



MODEL	TANK SIZE (L)	OUTPUT (W)	HEIGHT (MM)	WIDTH (MM)	DEPTH (MM)	NET WEIGHT (KG)	HEAT UP TIME =50°C (MIN)
UNDER SINK							
AH821547	10	2000	378	360	262	6.9	18
AH821549	15	2000	378	360	321	8	27
ABOVE SINK							
AH821546	10	2000	378	360	262	6.9	18
AH821548	15	2000	378	360	321	8	27



FIND OUT MORE





# NANTO PLUS

HOT WATER HEATER

Utilizing a modern, sleek cubic design, and digital temperature display the Nanto Plus provides a luxurious black and white monochrome finish and complete versatility for installation.

The Nanto Plus can be installed either under or above the bathroom or kitchen sink, providing space-saving solutions. The Nanto Plus features a diamond-quality enamel glass tank, incorporated with a magnesium anode to strengthen the tank's protection and increase its lifespan by up to 50%.



ErP Rating: A



Compact Design



Vacation Mode



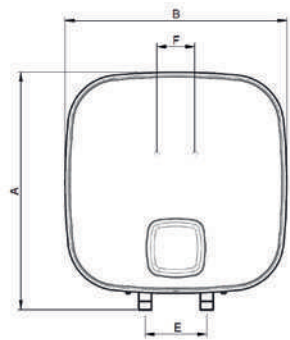
Under and Above Sink



Anti-corrosive Tank Protection



Diamond Quality Enamel Tank



MODEL	TANK SIZE (L)	OUTPUT (W)	HEIGHT (MM)	WIDTH (MM)	DEPTH (MM)	NET WEIGHT (KG)	HEAT UP TIME =50°C (MIN)	HEAT UP TIME =35°C (MIN)	ENERGY CONSUMPTION (kWhr/24hr)	ErP
UNDER SINK										
AH821551	10	2000	378	360	262	6.9	18	12	0.48	B
AH821553	15	2000	378	360	321	8	27	18	0.58	B
ABOVE SINK										
AH821550	10	2000	378	360	262	6.9	18	12	0.48	A
AH821552	15	2000	378	360	321	8	27	18	0.58	A



# CONTROL SYSTEMS

---

Our control system appliances provide connectivity to all compatible Atlantic electric heating systems in the house. The end-user can control their home heating system from their smartphone or tablet, as well as access real-time monitoring of energy consumption, absence detection, and open window detection.



# COZYTOUCH

CONTROL SYSTEM

Cozytouch is a home heating control device that offers connectivity to all compatible Atlantic electric heating systems in the house. Offering simplicity and ease to the user, the Cozytouch offers the use the ability to control their heating applicable remotely whilst providing real time monitoring capabilities, energy consumption, absence and open window detection.



Compact Design



Versatile Design



Wireless Control



Real Time Monitoring Capabilities



Temperature Room Zone Control



Savings Report Overview

LENGTH (MM)	WIDTH (MM)	DEPTH (MM)	WEIGHT (G)	MODEL
172	72	16	133	AH001231



COMPATIBLE PRODUCTS			
AGILIA IO	ONIRIS	GALAPAGOS	CALYPSO
			



FIND OUT MORE



# COZYTOUCH: INTELLIGENT PROGRAMMING

Atlantic's range of Cozytouch compatible electric heating appliances features built-in motion sensor technology on the front of each unit. This allows the electric radiator to detect whether someone is in the room and automatically adjust itself to the ideal temperature. If the system detects no movement within the room, the electric heating appliance will automatically lower its temperature output to an economy setting, reducing energy consumption and running costs.

Setting up the Cozytouch system is simple, with no complicated programming required. During the first week of operation, the Cozytouch electric radiator scans and monitors the room to detect patterns of usage and builds an intelligent daily schedule based on these patterns.

This means that each room (or zone) is warmed up before it becomes occupied, providing comfort and luxury with ease. The Cozytouch smart system repeats its automatic daily and weekly scans to continuously adapt to the user's lifestyle.

In addition to this, Cozytouch also provides the user with real-time monitoring capabilities and full control over their heating. The user can remotely control each appliance individually within the property, making it easy to adjust heating settings and reduce energy usage.



# IMPROVING YOUR EPC AND ENERGY SAVINGS

## Lighting

LED bulbs are a highly energy efficient way to light a room using up to 90% less energy and lasting up to 25 times longer when compared to incandescent or halogen bulbs. Using LED bulbs can add a positive impact to your EPC rating and potentially save you up to £232 a year.<sup>1</sup>

## Loft Insulation

Improving your loft and home insulation is one of the best things to do to help reduce heat loss and improve your EPC rating. Adding 270mm of insulation to your loft and home will help improve heat retention within the property and can help save up to £395 a year.<sup>2</sup>

## Double Glazing

Upgrade your windows to double glazing can help improve your properties' energy performance and help reduce noise. Installing double glazing can reduce heat loss by 54% and could save up to £235 a year.<sup>3</sup>

## Chimney Capping

Did you know 60% of UK houses were built in the 1960's with chimneys? Chimney's waste up to 90% of the home heat due to emitting the heat through the chimney into the open environment. Capping the chimney is a quick and simple solution to increase the properties heat retention and help provide cost savings as well as improve your EPC rating.<sup>4</sup>

<sup>1</sup> Information source: energy.gov, evergreenenergy.co.uk and which.co.uk

<sup>2</sup> Information source: evergreenenergy.co.uk

<sup>3</sup> Information source: energysavingtrust.co.uk

<sup>4</sup> Information source: chimella.com



# SPECIFICATION

---

Designed with energy efficiency and cost saving functionality in mind, our range of electric heating solutions have been engineered for the specification market.

Our range of electric heating solutions for the specification market has been designed and engineered specially to offer energy efficiency and cost saving solutions.

Built to the specification regulations, our range of electric heating solutions are best suited for:

**[Shops](#) | [Offices](#) | [Hotels](#) | [NHS Locations](#)**



# LST

## LOW SURFACE TEMPERATURE PANEL HEATER

The LST (Low Surface Temperature) electric radiator is a convector heater specifically designed to comply with the NHS Health Estate Guidelines.

The inbuilt safety functions and modulating fan speed\* ensures that the LST only ever achieves a maximum surface temperature of 43°C. The concealed digital controls allow for 24hour/7 day programming along with boost and setback options



Child Lock Function



Anti Frost Mode



LED Indicator



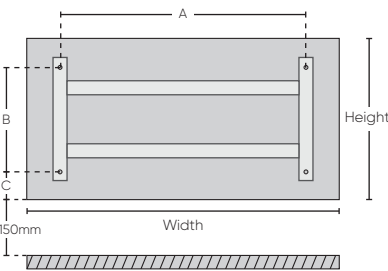
Open/Closed Window Detection



High Precision Electric Thermostat




LCD Digital Control Panel



OUTPUT (W)	WIDTH (MM)	HEIGHT (MM)	DEPTH (MM)	WEIGHT (KG)	MODEL
500	832	430	93	5.5	AH225449
750	1195	430	93	5.5	AH225450
1000	640	430	93	6.0	AH219456
1500	892	430	93	8.0	AH219457





FIND OUT MORE







# atlantic

Experts in **Electric Heating and Hot Water**

atlanticheat.co.uk |     

T: 0844 3350 549 F: 0844 5436 180

E: [enquiries@atlantic-heat.co.uk](mailto:enquiries@atlantic-heat.co.uk)

Atlantic | PO Box 103, National Avenue,  
Kingston Upon Hull, HU5 4JN

 **GROUPE  
ATLANTIC**  
UK, ROI & NORTH AMERICA DIVISIONS